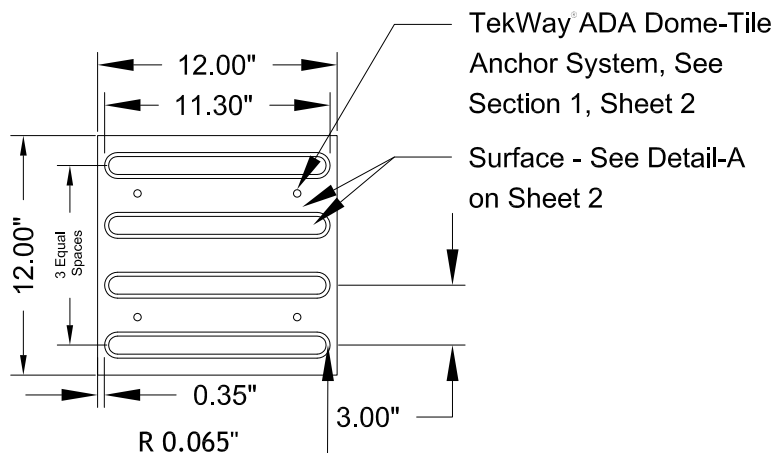
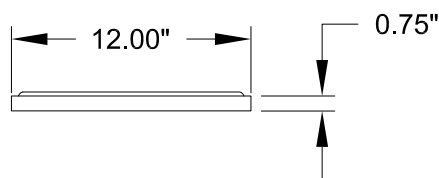




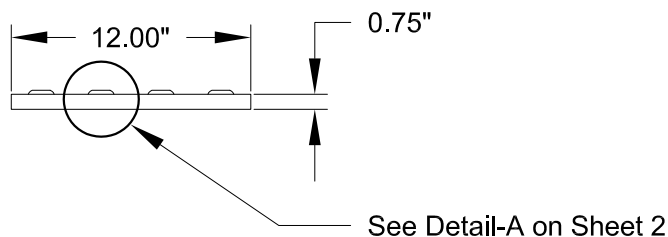
## HIGH PERFORMANCE ADA DOMES



**1 PLAN OF TILE**  
Scale: NTS



**2 ELEVATION PARALLEL TO BARS**  
Scale: NTS



**3 ELEVATION PERPENDICULAR TO BARS**  
Scale: NTS

### Notes:

1. The allowable width of tile is 12.00"  $\pm$  0.06".
2. The allowable length of tile is 12.00"  $\pm$  0.06".
3. The allowable distance between bars is 3.00"  $\pm$  0.05" measured from the center of the bar.
4. All dimensions are in inches.

This drawing contains information that is property of StrongGo® INDUSTRIES. This document may not in whole or in part be duplicated or disclosed or used for manufacture of the part disclosed herein without written permission of StrongGo® INDUSTRIES.



3296 E. Hemisphere Loop  
Tel: (520) 547-3510

Tucson, AZ. 85706  
Fax: (520) 547-3515

#### DRAWING TITLE

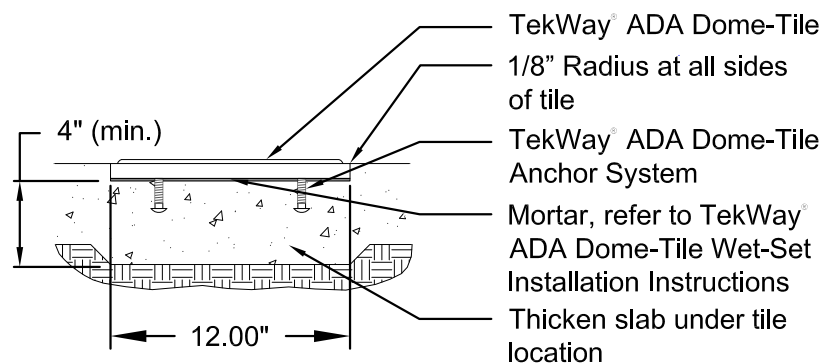
**12" X 12" TekWay® ADA Dome-Tile  
3.00" Spacing - Tactile Directional  
Plan & Elevation**

#### SHEET NO.

**1  
of  
2**

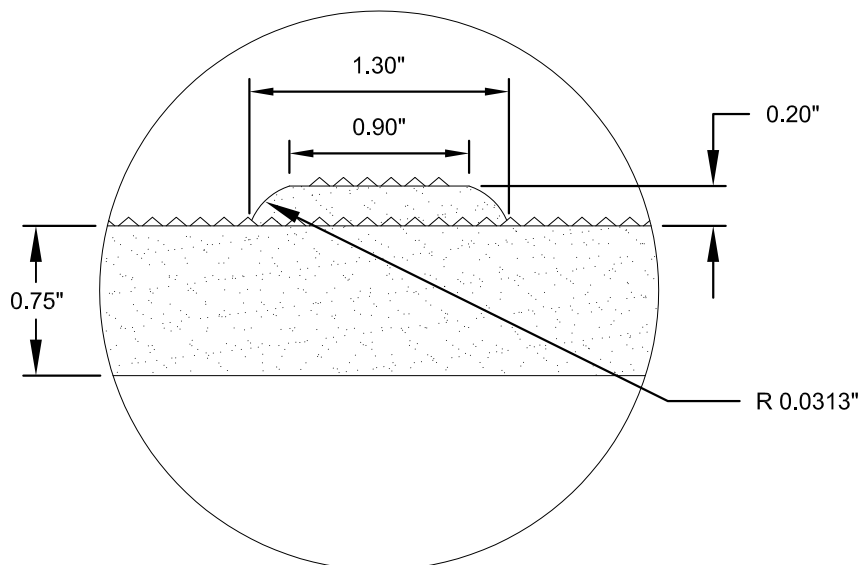


## HIGH PERFORMANCE ADA DOMES



### 1 TYPICAL - WET-SET INSTALLATION ( Fresh Concrete)

Scale: NTS



### 3 DETAIL - A

Scale: NTS

#### Notes:

1. The allowable width of tile is  $12.00" \pm 0.06"$ .
2. The allowable length of tile is  $12.00" \pm 0.06"$ .
3. The allowable distance between bars is  $3.00" \pm 0.05"$  measured from the center of the bar.
4. All dimensions are in inches.

This drawing contains information that is property of StrongGo® INDUSTRIES. This document may not in whole or in part be duplicated or disclosed or used for manufacture of the part disclosed herein without written permission of StrongGo® INDUSTRIES.



3296 E. Hemisphere Loop  
Tel: (520) 547-3510

Tucson, AZ. 85706  
Fax: (520) 547-3515

#### DRAWING TITLE

**12" X 12" TekWay® ADA Dome-Tile  
3.00" Spacing - Tactile Directional  
Plan & Elevation**

#### SHEET NO.

**2  
of  
2**