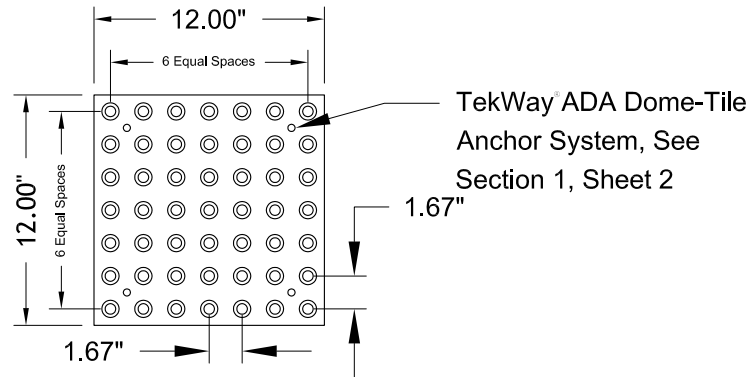


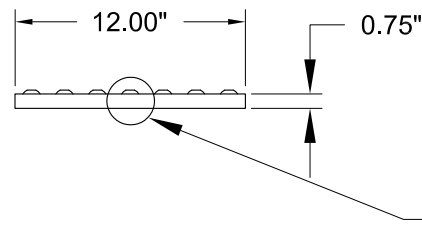


HIGH PERFORMANCE ADA DOMES



1 PLAN OF TILE

Scale: NTS



2 ELEVATION OF TILE

Scale: NTS

Notes:

1. The allowable width of tile is 12.00" \pm 0.06".
2. The allowable length of tile is 12.00" \pm 0.06".
3. The allowable distance between domes is 1.67" \pm 0.05" measured from the center of the dome.
4. The allowable dome diameter variance is 0.09".
5. All dimensions are in inches.

This drawing contains information that is property of StrongGo® INDUSTRIES. This document may not in whole or in part be duplicated or disclosed or used for manufacture of the part disclosed herein without written permission of StrongGo® INDUSTRIES.



3296 E. Hemisphere Loop
Tel: (520) 547-3510

Tucson, AZ. 85706
Fax: (520) 547-3515

DRAWING TITLE

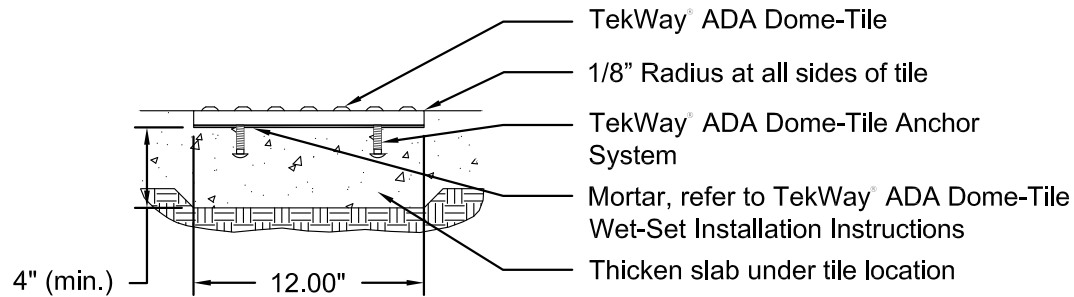
12" X 12" TekWay® ADA Dome-Tile
1.67" Spacing
Plan & Elevation

SHEET NO.

1
of
2

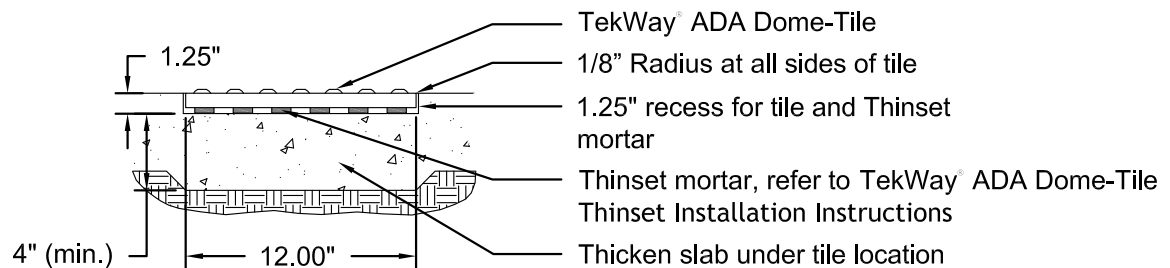


HIGH PERFORMANCE ADA DOMES



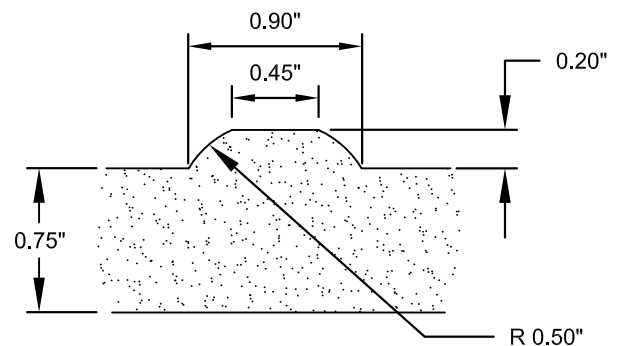
1 TYPICAL - WET-SET INSTALLATION (Fresh Concrete)

Scale: NTS



2 TYPICAL - THINSET INSTALLATION (with 1.25" recess)

Scale: NTS



3 DETAIL - A

Scale: NTS

Notes:

1. The allowable width of tile is $12.00" \pm 0.06"$.
2. The allowable length of tile is $12.00" \pm 0.06"$.
3. The allowable distance between domes is $1.67" \pm 0.05"$ measured from the center of the dome.
4. The allowable dome diameter variance is $0.09"$.
5. All dimensions are in inches.

This drawing contains information that is property of StrongGo® INDUSTRIES. This document may not in whole or in part be duplicated or disclosed or used for manufacture of the part disclosed herein without written permission of StrongGo® INDUSTRIES.



3296 E. Hemisphere Loop
Tel: (520) 547-3510

Tucson, AZ. 85706
Fax: (520) 547-3515

DRAWING TITLE

**12" X 12" TekWay® ADA Dome-Tile
1.67" Spacing
Plan & Elevation**

SHEET NO.

**2
of
2**