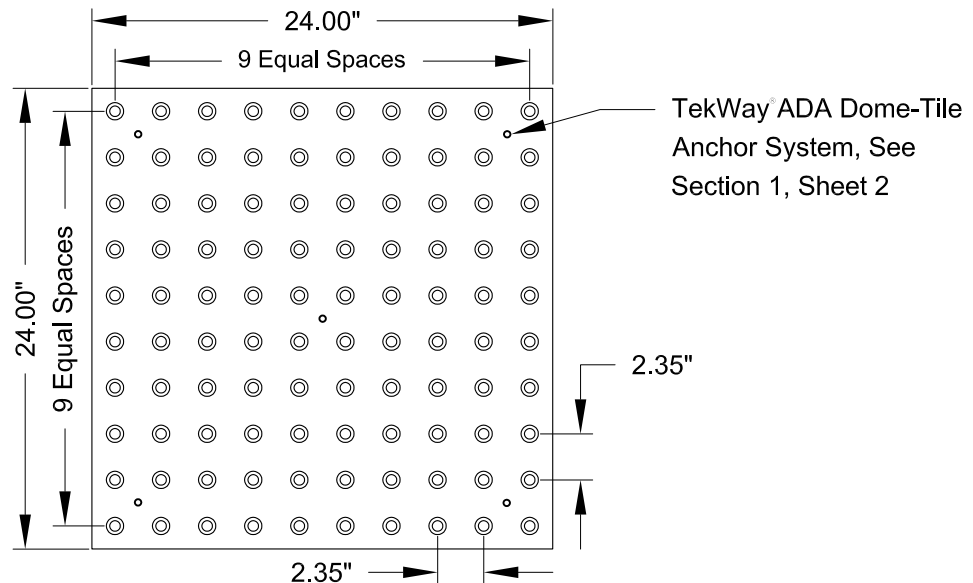
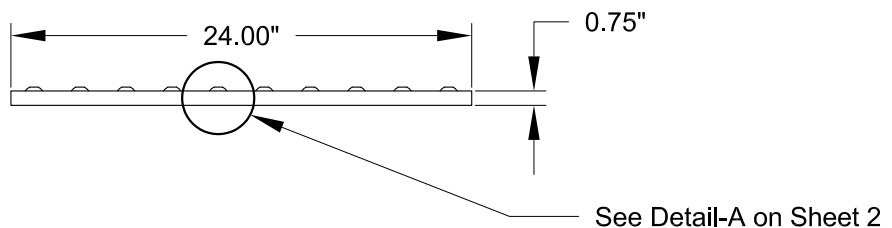




## HIGH PERFORMANCE ADA DOMES



**1 PLAN OF TILE**  
Scale: NTS



**2 ELEVATION OF TILE**  
Scale: NTS

### Notes:

1. The allowable width of tile is 24.00"  $\pm$  0.06".
2. The allowable length of tile is 24.00"  $\pm$  0.06".
3. The allowable distance between domes is 2.35"  $\pm$  0.05" measured from the center of the dome.
4. All dimensions are in inches.

This drawing contains information that is property of StrongGo® INDUSTRIES. This document may not in whole or in part be duplicated or disclosed or used for manufacture of the part disclosed herein without written permission of StrongGo® INDUSTRIES.



3296 E. Hemisphere Loop  
Tel: (520) 547-3510

Tucson, AZ. 85706  
Fax: (520) 547-3515

#### DRAWING TITLE

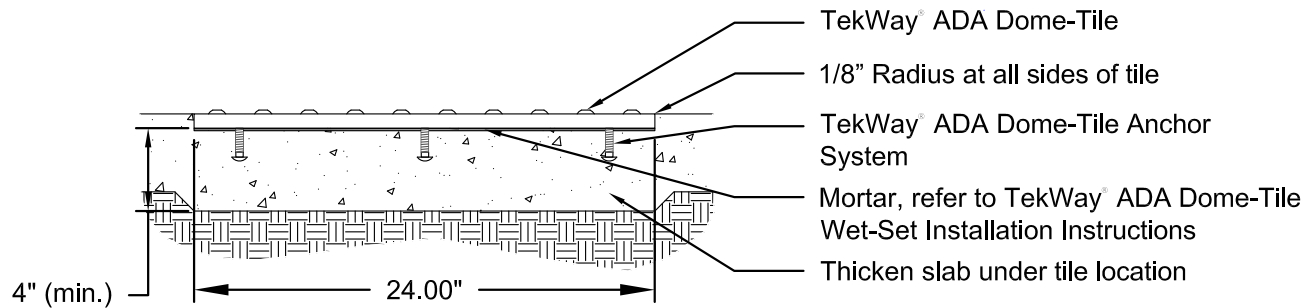
**24" X 24" TekWay® ADA Dome-Tile  
2.35" Spacing  
Plan & Elevation**

#### SHEET NO.

**1  
of  
2**

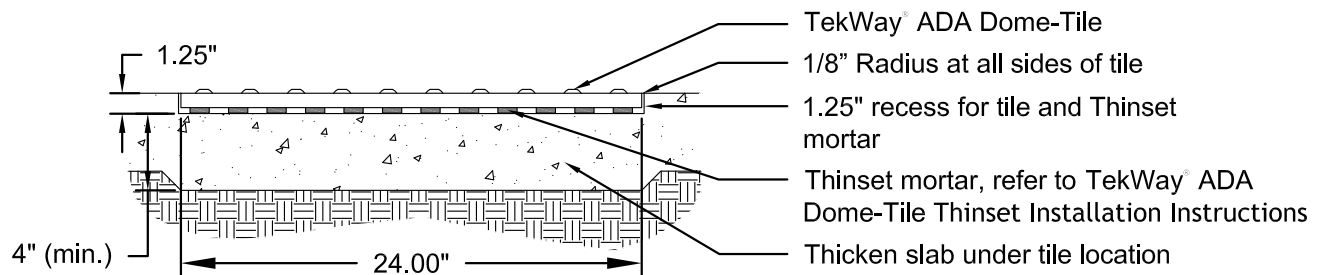


## HIGH PERFORMANCE ADA DOMES



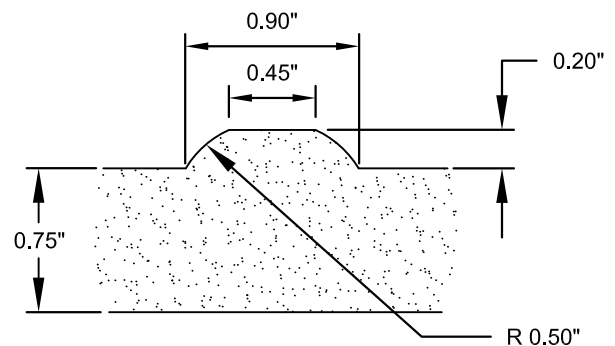
### 1 TYPICAL - WET-SET INSTALLATION ( Fresh Concrete)

Scale: NTS



### 2 TYPICAL - THINSET INSTALLATION ( with 1.25" recess)

Scale: NTS



### 3 DETAIL - A

Scale: NTS

#### Notes:

1. The allowable width of tile is  $24.00" \pm 0.06"$ .
2. The allowable length of tile is  $24.00" \pm 0.06"$ .
3. The allowable distance between domes is  $2.35" \pm 0.05"$  measured from the center of the dome.
4. All dimensions are in inches.

This drawing contains information that is property of StrongGo INDUSTRIES. This document may not in whole or in part be duplicated or disclosed or used for manufacture of the part disclosed herein without written permission of StrongGo INDUSTRIES.



3296 E. Hemisphere Loop  
Tel: (520) 547-3510

Tucson, AZ. 85706  
Fax: (520) 547-3515

#### DRAWING TITLE

**24" X 24" TekWay ADA Dome-Tile  
2.35" Spacing  
Plan & Elevation**

#### SHEET NO.

**2  
of  
2**