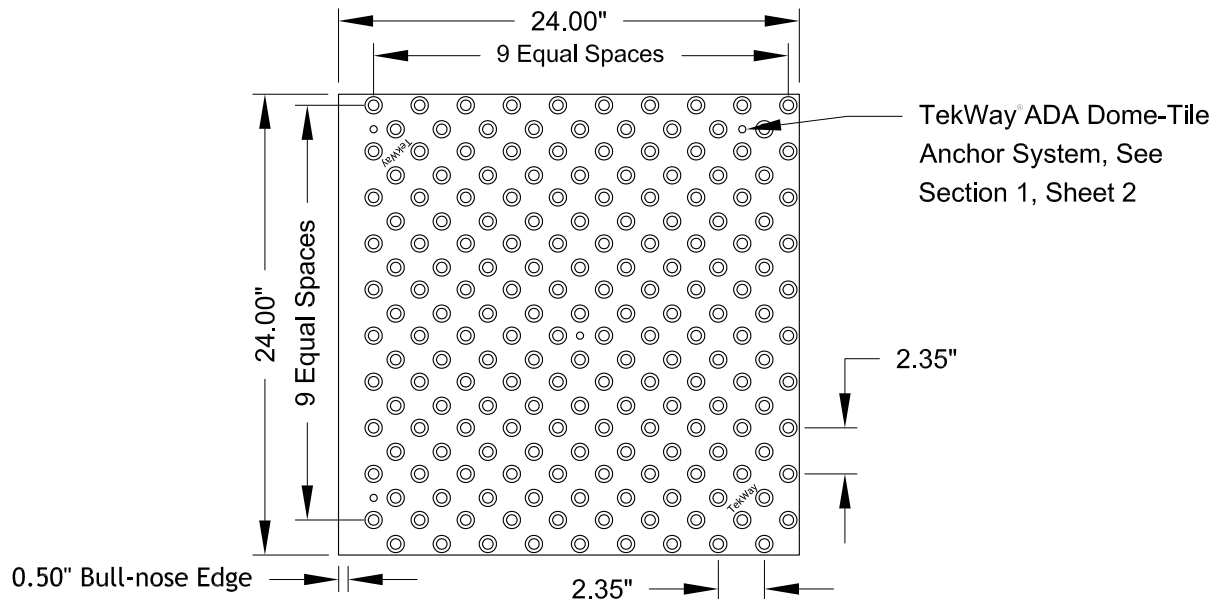


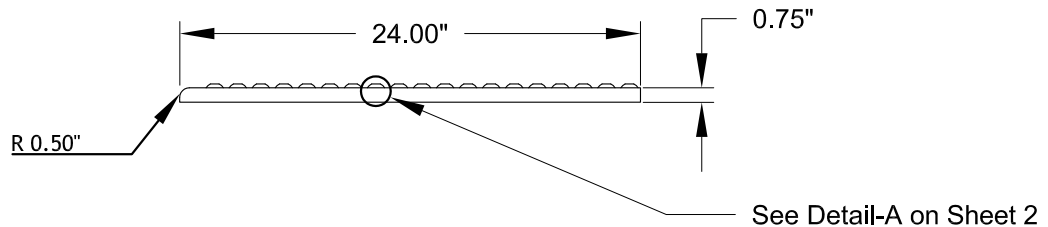


## HIGH PERFORMANCE ADA DOMES



### 1 PLAN OF TILE

Scale: NTS



### 2 ELEVATION OF TILE

Scale: NTS

#### Notes:

1. The allowable width of tile is 24.00"  $\pm$  0.06".
2. The allowable length of tile is 24.00"  $\pm$  0.06".
3. The allowable distance between domes is 2.35"  $\pm$  0.05" measured from the center of the dome.
4. All dimensions are in inches.

This drawing contains information that is property of StrongGo® INDUSTRIES. This document may not in whole or in part be duplicated or disclosed or used for manufacture of the part disclosed herein without written permission of StrongGo® INDUSTRIES.



3296 E. Hemisphere Loop  
Tel: (520) 547-3510

Tucson, AZ. 85706  
Fax: (520) 547-3515

#### DRAWING TITLE

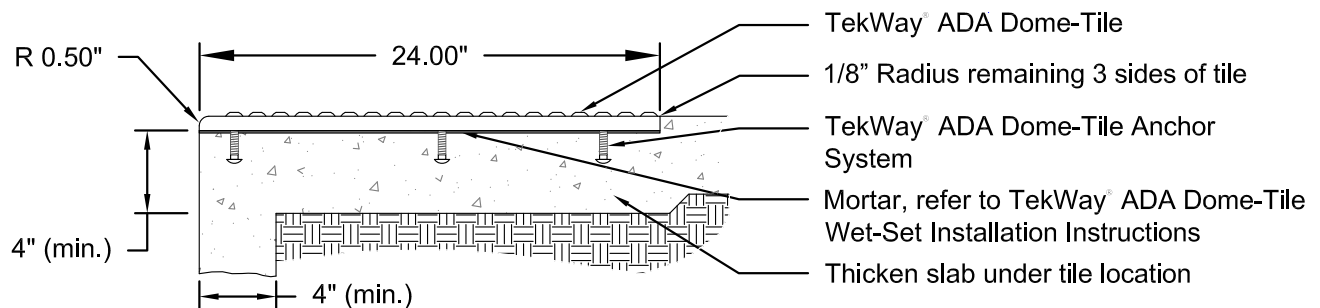
**24" X 24" TekWay® ADA Dome-Tile**  
**Staggered - Bull-Nose Edge** 2G  
**2.35" Spacing - Plan & Elevation**

#### SHEET NO.

1  
of  
2

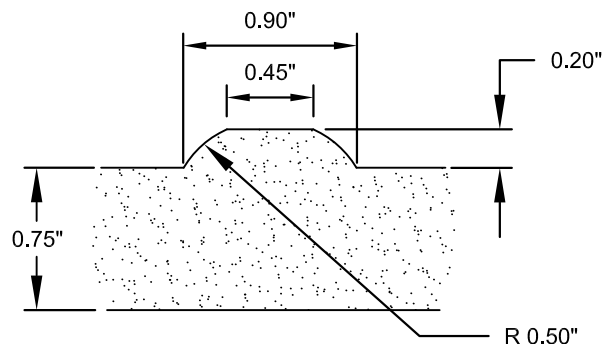


## HIGH PERFORMANCE ADA DOMES



### 1 TYPICAL - WET-SET INSTALLATION ( Fresh Concrete)

Scale: NTS



### 2 DETAIL - A

Scale: NTS

#### Notes:

1. The allowable width of tile is 24.00"  $\pm$  0.06".
2. The allowable length of tile is 24.00"  $\pm$  0.06".
3. The allowable distance between domes is 2.35"  $\pm$  0.05" measured from the center of the dome.
4. All dimensions are in inches.

This drawing contains information that is property of StrongGo® INDUSTRIES. This document may not in whole or in part be duplicated or disclosed or used for manufacture of the part disclosed herein without written permission of StrongGo® INDUSTRIES.

**StrongGo®**  
INDUSTRIES

3296 E. Hemisphere Loop  
Tel: (520) 547-3510

Tucson, AZ. 85706  
Fax: (520) 547-3515

#### DRAWING TITLE

**24" X 24" TekWay® ADA Dome-Tile  
Staggered - Bull-Nose Edge 2G  
2.35" Spacing - Plan & Elevation**

#### SHEET NO.

**2**  
of  
**2**