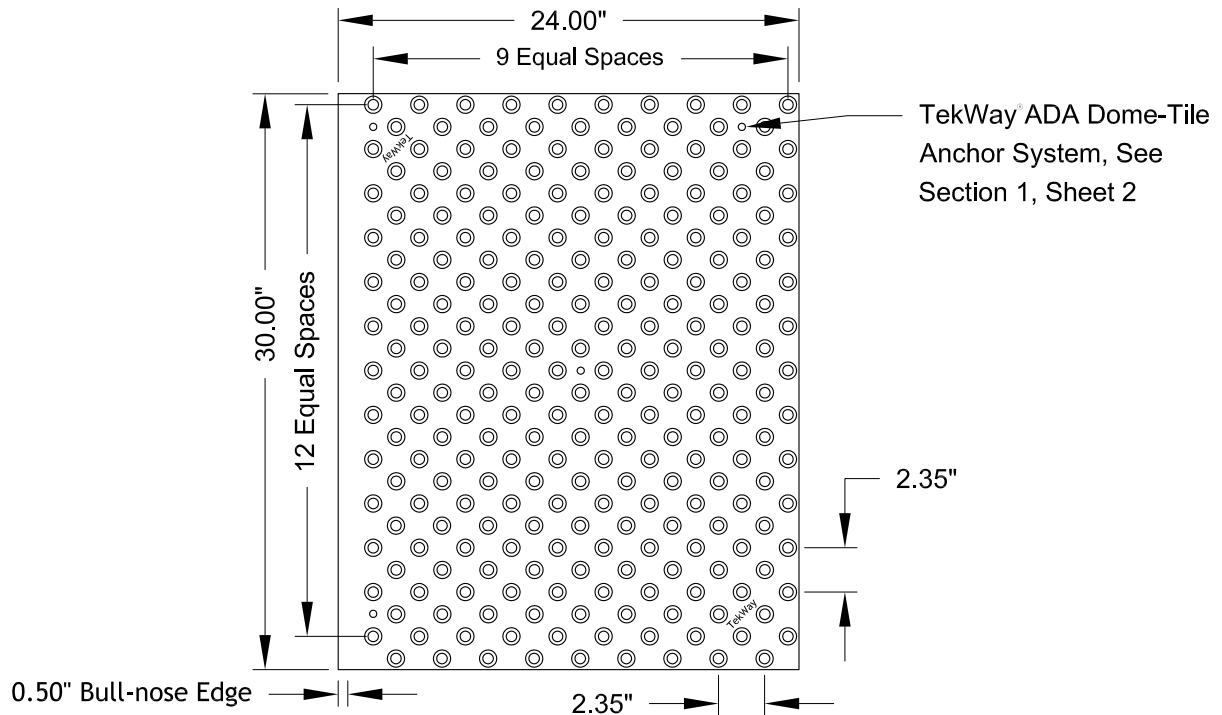
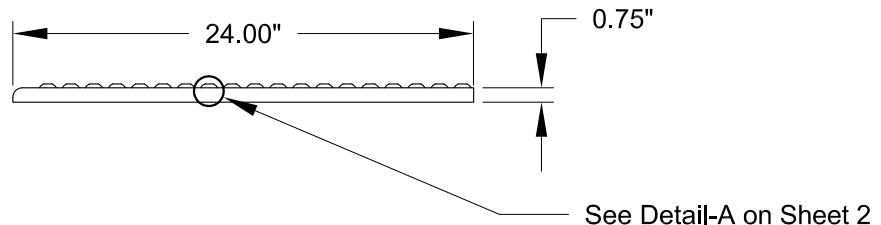




HIGH PERFORMANCE ADA DOMES



1 PLAN OF TILE
Scale: NTS



2 ELEVATION OF TILE
Scale: NTS

Notes:

1. The allowable width of tile is 24.00" \pm 0.06".
2. The allowable length of tile is 30.00" \pm 0.06".
3. The allowable distance between domes is 2.35" \pm 0.05" measured from the center of the dome.
4. All dimensions are in inches.

This drawing contains information that is property of StrongGo® INDUSTRIES. This document may not in whole or in part be duplicated or disclosed or used for manufacture of the part disclosed herein without written permission of StrongGo® INDUSTRIES.



3296 E. Hemisphere Loop
Tel: (520) 547-3510

Tucson, AZ. 85706
Fax: (520) 547-3515

DRAWING TITLE

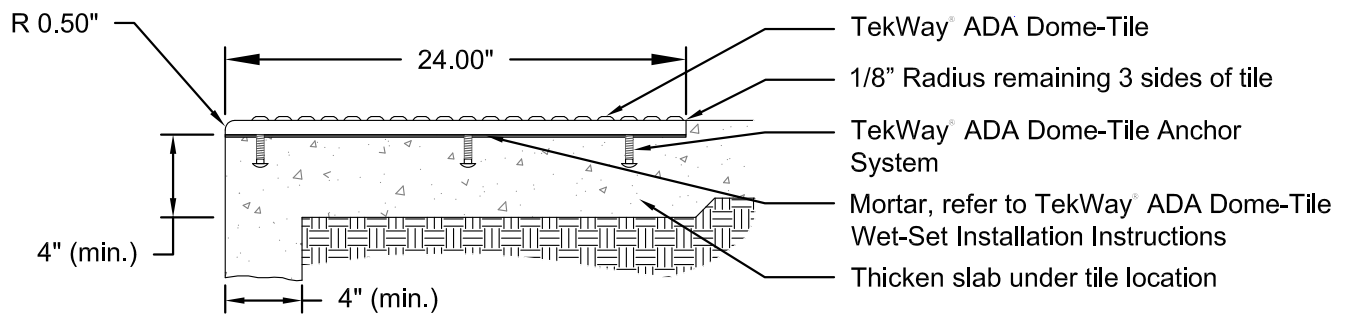
**24" X 30" TekWay® ADA Dome-Tile
Staggered - Bull-Nose Edge 2G
2.35" Spacing - Plan & Elevation**

SHEET NO.

**1
of
2**

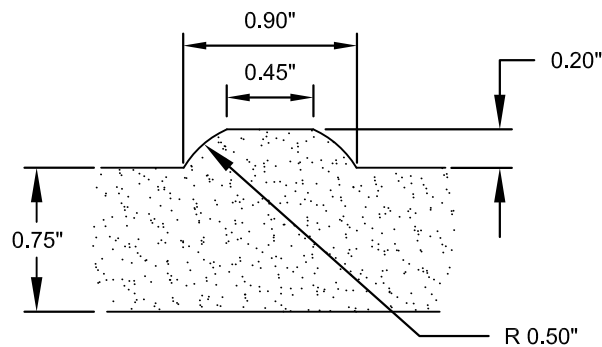


HIGH PERFORMANCE ADA DOMES



1 TYPICAL - WET-SET INSTALLATION (Fresh Concrete)

Scale: NTS



2 DETAIL - A

Scale: NTS

Notes:

1. The allowable width of tile is 24.00" \pm 0.06".
2. The allowable length of tile is 30.00" \pm 0.06".
3. The allowable distance between domes is 2.35" \pm 0.05" measured from the center of the dome.
4. All dimensions are in inches.

This drawing contains information that is property of StrongGo® INDUSTRIES. This document may not in whole or in part be duplicated or disclosed or used for manufacture of the part disclosed herein without written permission of StrongGo® INDUSTRIES.



3296 E. Hemisphere Loop
Tel: (520) 547-3510

Tucson, AZ. 85706
Fax: (520) 547-3515

DRAWING TITLE

**24" X 30" TekWay® ADA Dome-Tile
Staggered - Bull-Nose Edge 2G
2.35" Spacing - Plan & Elevation**

SHEET NO.

2
of
2